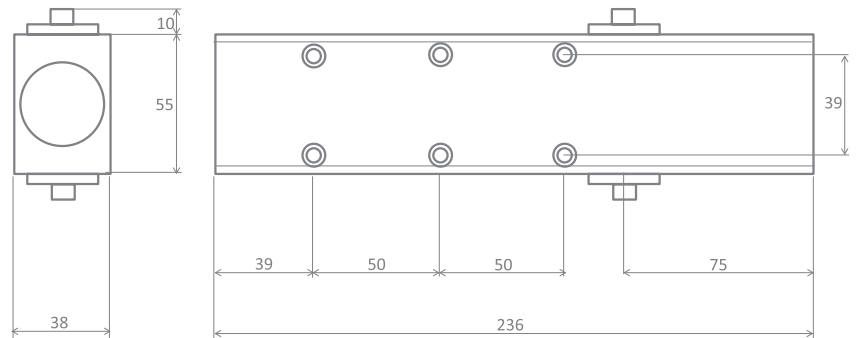




TS5.225 Size 2-5 Architectural Slimline Overhead Door Closer



Product Overview:

A highly efficient, durable and stylish variable power overhead door closer. Suitable for most applications particularly those with public use.



Testing & Standards:

- CE marked against EN1154
- Included in successful fire test to EN1634
- Suitable for use on timber fire doors of up to 120 minutes fire resistance and 240 minutes on steel doors
- Certifire approved - refer to CF689 for scope of approval
- Safe in use
- High corrosion resistance

BS8300/Equalities Act/Approved Document 'M'

The TS5.225 Overhead door closer (Standard fixing position) has an opening force (0-30°) less than 30N when fitted to a minimum width door of 900mm (Fig 1) & 826mm (Fig 6), and has an opening force (30-60°) less than 22.5N when fitted to a minimum width door of 826mm.

Therefore the suitable width of door for the TS5.225 Overhead door closer when fitted in the above fixing positions shall be 900mm, Fig 1 & 826mm Fig 6.

NOTE : BS 8300 Requirements are for the whole door set and therefore the minimum suitable door width will increase when the door closer is fitted with all other items of ironmongery on site.

Specification

Closing Force (Fig 1 & Fig 6)	EN Size	2-5
Door Size (max)	Width (mm)	1250
	Weight (kg)	100
Body Dimensions	Length (mm)	236
	Width (mm)	58
	Depth (mm)	38
Application	Regular Fig. 1	y
	Parallel Arm Fig. 6	y
	Transom Fig. 61	y*
Mechanism	Rack & Pinion	y
Power Shoe Bracket		y
Angle Of Opening		180°
Non Handed		y
Power Adjustment By Spring		y
Power Adjustment By Position		n
Adjustable Sweep Speed		y
Adjustable Latch Speed		y
Adjustable Backcheck		y
Adjustable Delayed Action		y
Guarantee	Years	25

Options

Architrave Brackets	y*
Drop Plates	y*
Hold-Open Arm (not suitable for use on fire doors)	y*
Slide Arm & Track	n
Hollow Door Fixing Pack	y*
Saddle Bracket For Glass Door Installation	y*
Upstand Bracket For Over Panel Or UPVC Door	y*

Cover Options

Radius Edge	n
Semi-Radius	y
Full-Radius	y
Square	y

Finish Options

No Cover	SIL
Cover & Matching Armset	SIL, SSS, PSS, PB, RAL, T316, BRONZE

* these options are not covered by CE or Certifire