

# CHE-RING-SB : Towel Ring

Towel Ring, Wall Mounted for Kitchen and Bathroom, Bath Towel Holder, Hand Towel Ring Satin Brass Finish

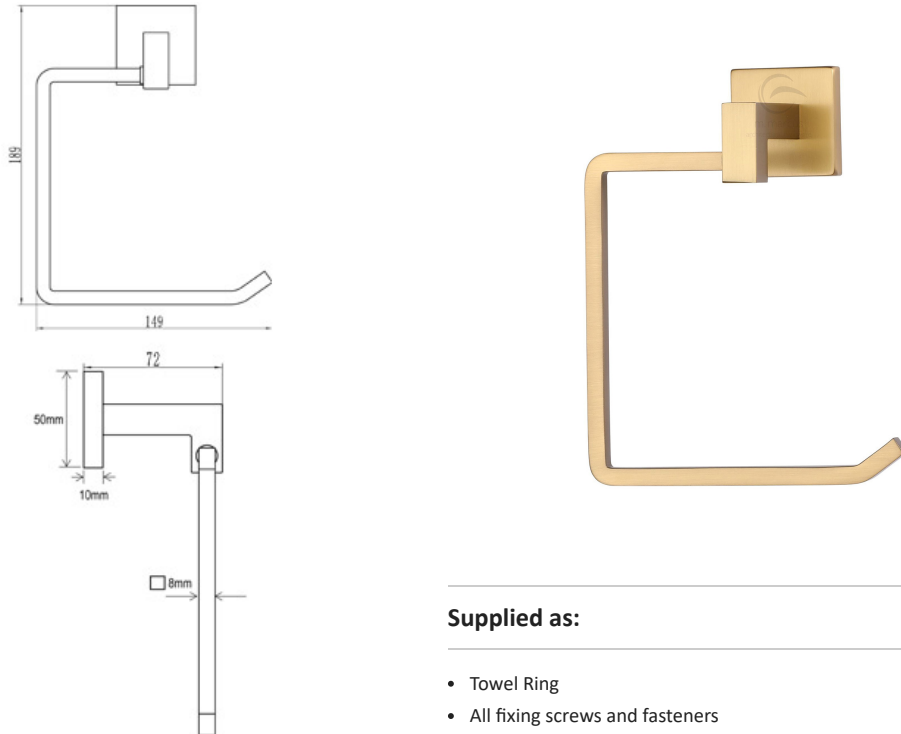
Material: Zinc Alloy | Finish: Satin Brass



## Product Dimensions (All dimensions are in millimeters unless otherwise indicated)

We reserve the right to amend where necessary and without any prior notice.

Base : 50 X 50 | Base Height : 10 | Projection : 72 | Length : 149 | Height including Base : 189 | Tube Diameter : Square of 8



## Supplied as:

- Towel Ring
- All fixing screws and fasteners

## Available Finishes



Satin Brass



Polished Chrome



Antique Bronze



Matt Black

## Products in the Set



Towel Rail 45cms  
CHE-TOWEL-45-SB



Towel Rail 60cms  
CHE-TOWEL-60-SB



Toilet Roll Holder  
CHE-PAPER-SB



Robe Hook  
CHE-HOOK-S-SB



Tumbler Holder  
CHE-TUMBLER-SB



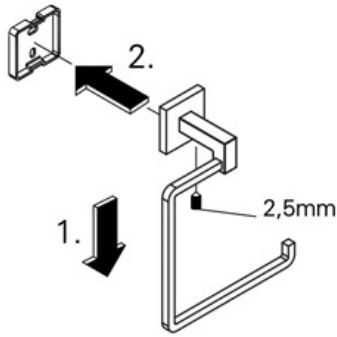
Soap Dispenser  
CHE-SOAP-SB

+44 (0)1384 457 900

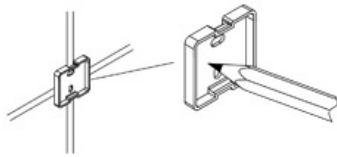
[www.m-marcus.com](http://www.m-marcus.com)

[info@m-marcus.com](mailto:info@m-marcus.com)

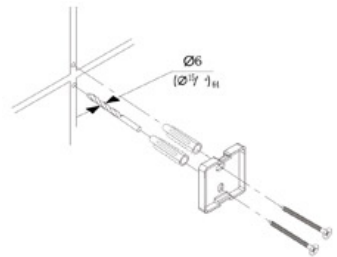
## Installation Instructions



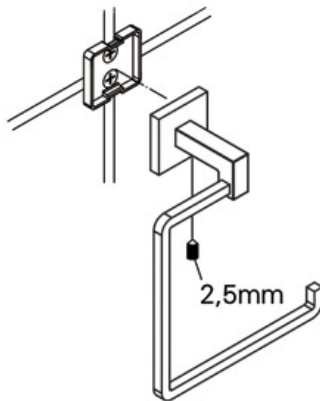
1. Loosen the set screw on the accessory and remove the backing plate. Position the accessory against the wall and mark outline with pencil.



2. Position the backing plate flat side down on the wall and mark holes with pencil.



3. Mount to drywall  
Predrill holes on the wall to fit wall anchors.  
(15/64" Drill bit recommended).  
Insert wall anchors into the wall.  
Position backing plate flat side down over the anchors and install screws.  
Mount to wood  
If installing on wood surface, use wood screws. (No anchors required).



4. Slide the accessory onto the backing plate and tighten the set screw using Allen Key provided.